



Since 1966

# Tubular Specialties Manufacturing, Inc.

13011 South Spring Street, Los Angeles, CA 90061-1685

Phone 800/CALL TSM (800/225-5876) or 310/515-4801

www.GrabBar.com • Fax 310/217-0653

# CP

18 gauge

## Technical Data

Revised June 2005


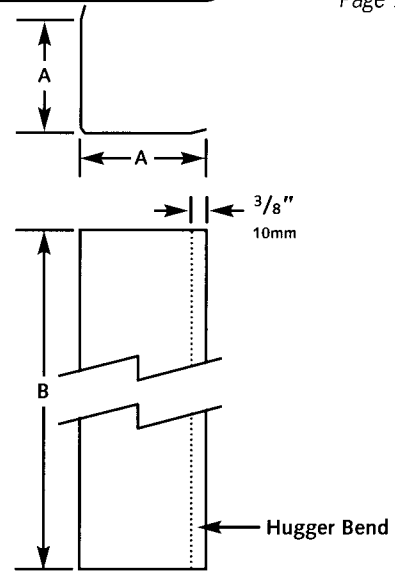
Page 1 of 2

# Surface Mounted Stainless Steel Corner Guard



A Wings	
1 1/2"	(38mm)
2"	(51mm)
2 1/2"	(64mm)
3"	(76mm)
3 1/2"	(89mm)
4"	(102mm)

B Length	
40"	(1016mm)
48"	(1219mm)
60"	(1524mm)
72"	(1829mm)
84"	(2134mm)
96"	(2438mm)
108"	(2743mm)
120"	(3048mm)



## Model Numbers

CP Series Corner Guards are available with either mastic adhesive or screws.

### CP SERIES 18 GAUGE CORNER GUARDS WITH MASTIC

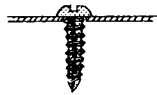
		LENGTH							
		40"	48"	60"	72"	84"	96"	108"	120"
WINGS	1 1/2" x 1 1/2"	CP-1540	CP-1548	CP-1560	CP-1572	CP-1584	CP-1596	CP-15108	CP-15120
	2" x 2"	CP-2040	CP-2048	CP-2060	CP-2072	CP-2084	CP-2096	CP-20108	CP-20120
	2 1/2" x 2 1/2"	CP-2540	CP-2548	CP-2560	CP-2572	CP-2584	CP-2596	CP-25108	CP-25120
	3" x 3"	CP-3040	CP-3048	CP-3060	CP-3072	CP-3084	CP-3096	CP-30108	CP-30120
	3 1/2" x 3 1/2"	CP-3540	CP-3548	CP-3560	CP-3572	CP-3584	CP-3596	CP-35108	CP-35120
	4" x 4"	CP-4040	CP-4048	CP-4060	CP-4072	CP-4084	CP-4096	CP-40108	CP-40120



Mastic Included

### CPS SERIES 18 GAUGE CORNER GUARDS WITH SCREWS

		LENGTH							
		40"	48"	60"	72"	84"	96"	108"	120"
WINGS	1 1/2" x 1 1/2"	CP-1540S	CP-1548S	CP-1560S	CP-1572S	CP-1584S	CP-1596S	CP-15108S	CP-15120S
	2" x 2"	CP-2040S	CP-2048S	CP-2060S	CP-2072S	CP-2084S	CP-2096S	CP-20108S	CP-20120S
	2 1/2" x 2 1/2"	CP-2540S	CP-2548S	CP-2560S	CP-2572S	CP-2584S	CP-2596S	CP-25108S	CP-25120S
	3" x 3"	CP-3040S	CP-3048S	CP-3060S	CP-3072S	CP-3084S	CP-3096S	CP-30108S	CP-30120S
	3 1/2" x 3 1/2"	CP-3540S	CP-3548S	CP-3560S	CP-3572S	CP-3584S	CP-3596S	CP-35108S	CP-35120S
	4" x 4"	CP-4040S	CP-4048S	CP-4060S	CP-4072S	CP-4084S	CP-4096S	CP-40108S	CP-40120S
<b># of Screws</b>		4	4	6	6	6	6	8	8



1" #8 St. St. Screws Included

Note: The screws above are pan head for the 18 gauge CP Series. If countersunk screws are desired, specify the 14 gauge CP-XX Series. An alternate choice would be the 16 gauge CP-X Series, which offers punched screws.

Manufacturer reserves the right to alter design or dimensions without formal notice and without incurring obligation.

© 2005, Tubular Specialties Mfg., Inc. All Rights Reserved



**Guarantee**

TSM CP-Series Corner Guards are guaranteed against defects in workmanship and material for one year from shipping date.



## Design Considerations

- Applications for stainless steel corner guards include hospitals, nursing homes, commercial kitchens, airports or any place where corners are subject to abuse.
- TSM can manufacture custom wing sizes and lengths.  
 Note: Minimum wing size is  $\frac{3}{4}$ " (19mm). Anything longer than 120" (3048mm) will be manufactured in two pieces.
- To prevent warping, 16 or 14 gauge (1.7 or 2.1mm) are recommended for lengths over 60" (1524mm).  
 See CPX Series for 16 gauge and CPXX Series for 14 gauge.
- Custom angles are available; please contact the factory regarding the scope of design alternatives.
- Standard corner guards are designed for indoor use. If required for outdoor use, specify type 304 (18-8) material.
- CP Series corner guards have a bend radius of  $\frac{1}{8}$ " (3mm); if a bull nose radius of  $\frac{3}{4}$ " (19mm) is required, substitute BN for CP. For example, a CP-3548 would be a BN-3548.



## Suggested Architectural Specification

TSM Model [Fill in Model Number] Surface Mounted Stainless Steel Corner Guard shall be stainless steel type 430, 18 gauge (1.2mm), one-piece formation with smooth edges and  $\frac{3}{8}$ " (10mm) hugger bend. Finish shall be satin finish with PVC covering to protect finish during shipping and installation. Bend radius shall be  $\frac{1}{8}$ " (3mm) and angle shall be 90°. Wings shall be [1 $\frac{1}{2}$ " x 1 $\frac{1}{2}$ "] [2" x 2"] [2 $\frac{1}{2}$ " x 2 $\frac{1}{2}$ "] [3" x 3"] [3 $\frac{1}{2}$ " x 3 $\frac{1}{2}$ "] [4" x 4"]. Length shall be [40"] [48"] [60"] [72"] [84"] [96"]

[108"] [120"]. Installation Hardware shall be [Adhesive] [Screw holes with screws provided by manufacturer].

**Surface Mounted Stainless Steel Corner Guards shall be CP Series as manufactured by Tubular Specialties Manufacturing, 13011 South Spring Street, Los Angeles, California 90061, tel (800)Grab Bar.**



## Materials/Workmanship

<b>Corner Guard</b>	Stainless steel type 430, 18 gauge (1.2mm). All exposed surfaces polished to a satin finish. One-piece construction. All edges and corners are deburred and each wing has a $\frac{3}{8}$ " hugger bend (10mm) to conceal minor wall irregularities. Angle is 90°. Bend radius is $\frac{1}{8}$ " (3mm). PVC covered to protect finish.
<b>Adhesive</b>	Structural acrylic.
<b>Screws</b>	$\frac{3}{4}$ " (19mm) Stainless steel Phillips head. Holes located 1" from each edge (25mm); number of holes noted in chart under Model Numbers.



## Installation

### For Adhesive Installation:

1. Clean wall surface and apply two beads of  $\frac{1}{8}$ " (3mm) adhesive to each wing.
2. Position corner guard on wall and move around slightly to spread adhesive, then remove corner guard from wall for one minute to "air", which speeds drying. Reapply to wall.
3. For installation over vinyl wall covering, follow above instructions; however, since adhesive will not adhere to vinyl, a small strip under each wing of the corner guard must be cut away to allow access to the wall.
4. After the corner guard is installed, remove protective PVC covering.

### For Screw Installation:

1. Place corner guard on wall at desired location and mark with a pencil at each mounting hole.
2. Remove the guard and drill screw holes at each mark.
3. Wipe down the wall to remove any dust and plaster.
4. Replace the guard and attach to the wall with screws supplied by manufacturer.
5. After the corner guard is installed, remove protective PVC covering.

