


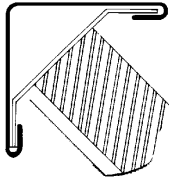
Built-In Stainless Steel Corner Guards

Provide wing size and length. Type 430 satin finish stainless steel in 18 gauge is standard; 16 and 14 gauge are available.

CP-H Series

Hemmed Edge Corner Guard


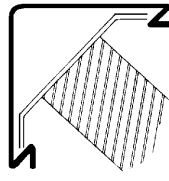
The rounded return edges of the CP-H corner guard provide flush mounting when installed on concrete block or brick wall with ceramic tile or dry wall. Includes steel anchors for embedding in masonry joints with grout.



CP-Z1 Series

Z-Bend Corner Guard with Anchors

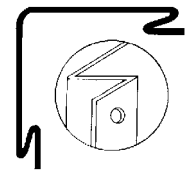
The Z bends provide a flush mounting when installed with plaster, dry wall or ceramic tile on metal studs, wood studs, concrete block walls or brick walls. CP-Z1 includes steel anchors for embedding in masonry joints with grout.



CP-Z2 Series

Z-Bend Corner Guard with Screws


Same as Z1, except Z2 includes stainless steel screws in lieu of anchors.



Lexan Corner Guards

For maximum protection of corners subject to heavy abuse, TSM recommends stainless steel corner guards. However, for indoor use and light vehicle traffic, Lexan corner guards are an attractive alternate as they are available in clear and a variety of colors. Wall covering or paint is visible through clear corner guards, making them ideal for hotel and residential applications.

Installation options are either screws or double-backed tape. Clear with screws are carried in stock. Custom lengths are available.



Available in Clear (standard), White, Almond, Dark Almond, Gray and Black.

Clear Lexan Model Numbers

Length

Wings	48" (1219mm)	96" (2438mm)
1 1/8" x 1 1/8" Screws	CP-11848L	CP-11896L
2 1/2" x 2 1/2" Screws	CP-2548L	CP-2596L
1 1/8" x 1 1/8" Tape	CP-11848LT	CP-11896L
1 1/8" x 1 1/8" Tape	CP-11848LT	CP-11896L

Colored Lexan Model Numbers

Length

Wings	48" (1219mm)	96" (2438mm)
1 1/8" x 1 1/8" Screws	CP-11848LC	CP-11896LC
2 1/2" x 2 1/2" Screws	CP-2548LC	CP-2596LC
1 1/8" x 1 1/8" Tape	CP-11848LTC	CP-11896LC
1 1/8" x 1 1/8" Tape	CP-11848LTC	CP-11896LC

Door Frame Savers & Kickplates

Door Frame Saver

Protects door frames from wheeled vehicles such as gurneys and food carts. Center section of unit swivels to deflect force of object. Type 304 satin finish stainless steel.



- DS-724** - Wood Frame, 24"
- DS-724** - Wood Frame, 36"
- DS-724-HM** - Hollow Metal, 24"
- DS-724-HM** - Hollow Metal, 36"

Kickplate

WS-430K - Type 430 Stainless Steel - Interior Use

WS-304K - Type 304 Stainless Steel - Interior and Exterior Use

Satin finish 18 gauge x 8", 10" & 12" wide. Standard lengths 22", 28", 30", 34", 35", 40" & 46"; custom lengths available. Holes drilled 6" on center (152mm).

Not Shown:

WS-BBK - Interior Use

Bright brass 20 gauge with lacquered finish. Same sizes as above.



Anti-Slip Coating

20102 Anti-Slip Coating

Two-part formula provides a superior slip-resistant surface for grab bars. Can be brushed or rolled on and dries translucent. May be applied over satin and bright stainless steel as well as powdercoated and plated finishes. Container is .9 pint.

